

LED FIXTURE

RIGID Series




LED Backlit Panel RGD-BLP2

Ultra slim LED backlit panel luminaire with the latest options,
Multiple Wattage - Multiple Kelvin, 120-347V auto-sensing driver



5-year limited warranty

Operating temperature range -20 °C ~ +40 °C

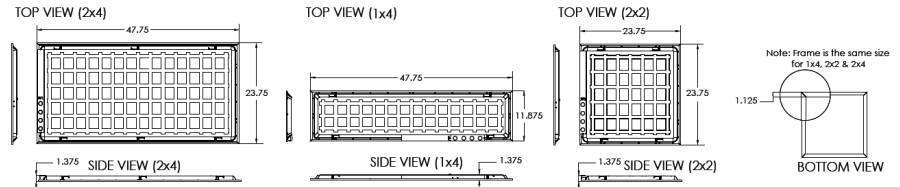


For recessed grid ceiling installations, our mounting clips may be used to securely mount the RGD-BLP luminaire to the T-Bar frame or as to act as suspension points.

Features & Benefits

- cULus listed, DLC(Premium), 125lm/W
- Multiple Wattage and Multiple Kelvin (CCT)
- 3 Convenient sizes (1'x4', 2'x4', 2'x2'), no UV & IR emission
- 120-347V auto-sensing driver, PF >0.9
- L70 @ 50,000 Hrs, CRI ≥80
- 0-10V Dimmable
- Aluminum body, 110°+ beam angle
- Damp location rated

Dimensional Drawing



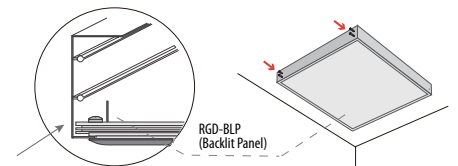
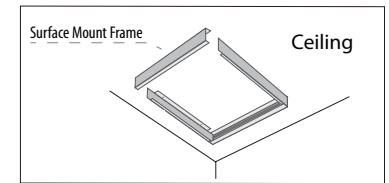
	L	W	H
2'x2'	23.75"	23.75"	1.38"
1'x4'	47.75"	11.88"	1.38"
2'x4'	47.75"	23.75"	1.38"

Ordering Information Example: RGD-BLP2/22/MW/MK/120-347/D

Family Name	Fixture Type	Size	Wattage	CCT	Voltage	Dimmable	Sensor
RGD (Rigid)	BLP2 (Backlit panel)	22 (2'x2') 14 (1'x4') 24 (2'x4')	40W-36W-30W (2'x2') 30W-25W-21W (2'x2') 40W-36W-30W (1'x4') 45W-40W-36W (2'x4')	35-40-50K	120-347V	D (0-10V dimmable)	S (Sensor)

Product Specification

Ordering Code	DLC (Premium)	Model Number	Wattage (W)	Input Voltage (V)	Hour Rating (L70)	Beam Angle	Initial Delivered Lumens (Lumen)	CCT (K)	CRI	Damp Location	Case QTY.
3665311	Yes	RGD-BLP2/22/MW/MK/120-347/D	40-36-30W	120-347V	50,000	120	4917-4500-3750	35-40-50	>80	Yes	2
3680310	-	RGD-BLP2/22/S/MW/MK/120-347/D	30-25-21W	120-347V	50,000	120	3750-3125-2625	35-40-50	>80	Yes	2
3665312	Yes	RGD-BLP2/14/MW/MK/120-347/D	40-36-30W	120-347V	50,000	120	4969-4500-3750	35-40-50	>80	Yes	2
3665313	Yes	RGD-BLP2/24/MW/MK/120-347/D	45-40-36W	120-347V	50,000	120	5368-5000-4500	35-40-50	>80	Yes	2
-	-	RGD-BLP2/EM/RACK	Rigid backlit2 panel EM rack, holds emergency driver and battery packs								
3660156	-	RGD-BLP2/EM/DRIVER	Rigid backlit2 Panel emergency driver pack								
3660157	-	RGD-BLP2/EM/BATTERY	Rigid backlit2 Panel emergency battery pack								
3660148	-	RGD-BLP/22/FRM/WH	Rigid backlit panel surface mount frame 2x2								
3660149	-	RGD-BLP/14/FRM/WH	Rigid backlit panel surface mount frame 1x4								
3660150	-	RGD-BLP/24/FRM/WH	Rigid backlit panel surface mount frame 2x4								
3660151	-	RGD-BLP/SUSP	Rigid backlit panel suspension kits, (2 10' AC cable hangers per kit)								



Insert the Backlit Panel into the surface mount frame